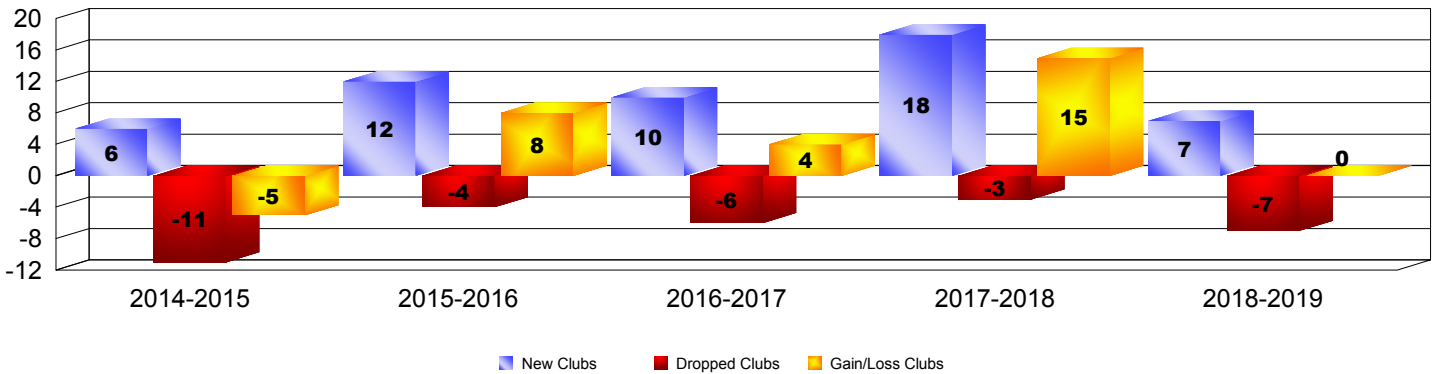
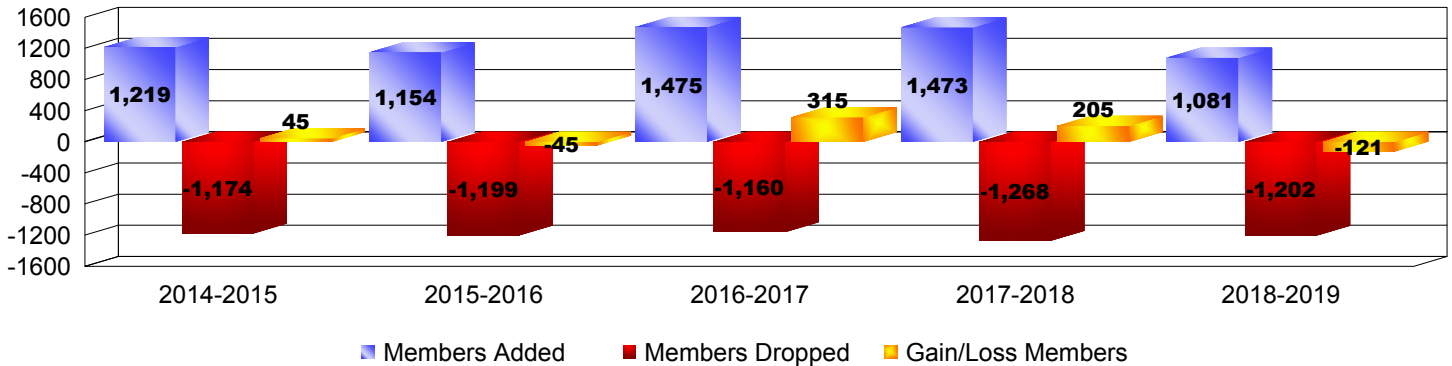


| Year | New Clubs | Dropped Clubs | Gain/Loss Clubs | New Members | Charter Members | Reinstate Members | Transfer Members | Total Member Added | Total Members Dropped | Gain/Loss Members |
|----------------|-----------|---------------|-----------------|-------------|-----------------|-------------------|------------------|--------------------|-----------------------|-------------------|
| 2014-2015 | 6 | -11 | -5 | 947 | 176 | 82 | 14 | 1219 | -1174 | 45 |
| 2015-2016 | 12 | -4 | 8 | 730 | 306 | 97 | 21 | 1154 | -1199 | -45 |
| 2016-2017 | 10 | -6 | 4 | 1093 | 279 | 74 | 29 | 1475 | -1160 | 315 |
| 2017-2018 | 18 | -3 | 15 | 881 | 527 | 41 | 24 | 1473 | -1268 | 205 |
| 2018-2019 | 7 | -7 | 0 | 720 | 257 | 62 | 42 | 1081 | -1202 | -121 |
| Average | 11 | -6 | 4 | 874 | 309 | 71 | 26 | 1280 | -1201 | 80 |

Clubs




Members



Membership Composition

June 2019 Cumulative



Gender Comparison

June 2019 Cumulative

